


Edison

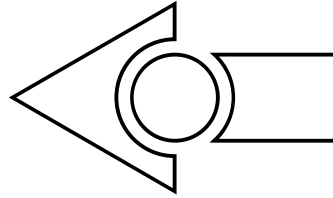
www.meetedison.com





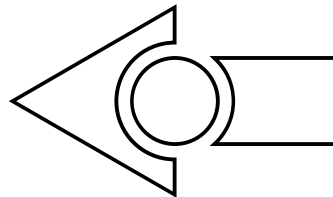


microbric™




Sumo wrestle

Edison will seek his opponent and push him out of the track borders.




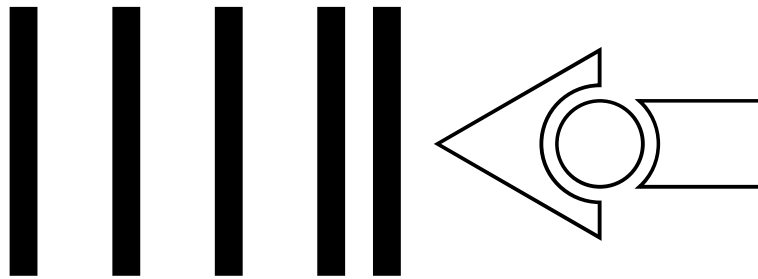
Bounce in borders

Edison will stay inside the track borders.



STAMP

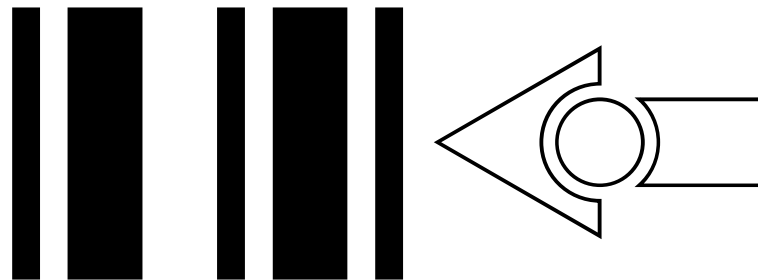




Clap controlled driving

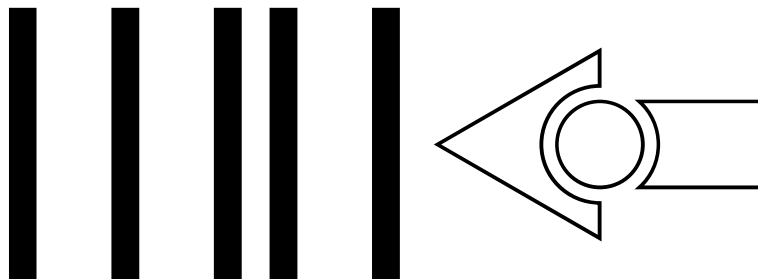
One clap = turn.

Two claps = drive forward.



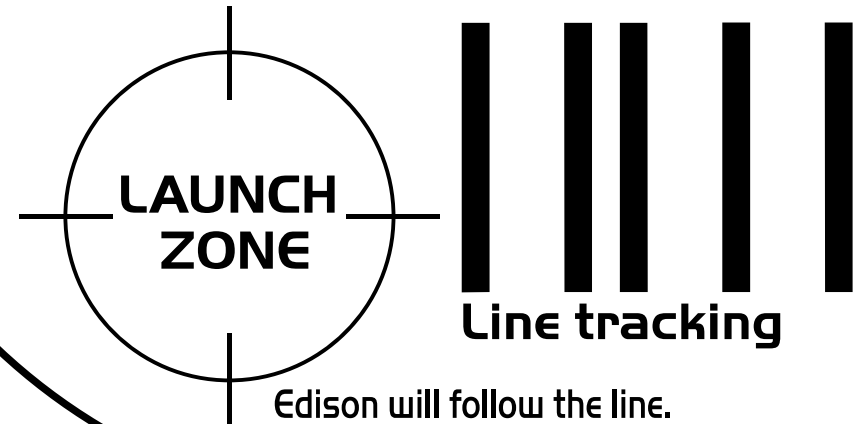
Avoid obstacles

Edison will use infrared light to detect and avoid obstacles in his path.



Follow torch

Use a torch/flash light to guide Edison.



Line tracking

Edison will follow the line.

Always start Edison off the black line.

Barcode reading

- Step 1. Place Edison facing the barcode on the right side.
 - Step 2. Press record (round button) three times.
 - Step 3. Edison will drive forward and scan the barcode.
 - Step 4. Press play (triangle button).
- To stop Edison press stop (square button).

